

FAO SOFIA 2020

Transparency of Fisheries in Seychelles

Kick-Off Forum – September 2020


Marcio Castro de Souza
Senior Fishery Officer (International Trade)
marcio.castrodesouza@fao.org



1

SOFIA THE STATE OF WORLD FISHERIES AND AQUACULTURE

FAO
SOFIA
2020



Available in
English, Spanish, Arabic, Chinese,
French and Russian

Produced every 2 years

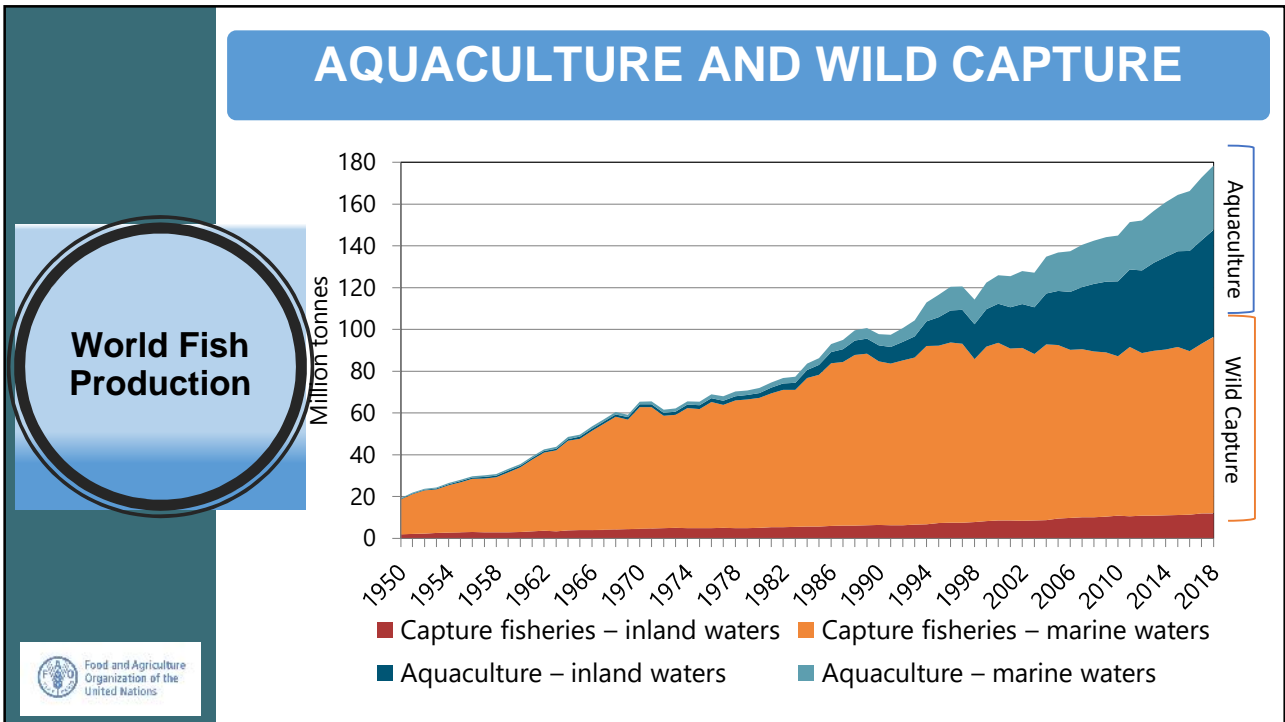
FAO Committee on Fisheries
(COFI)

Incredible source of information

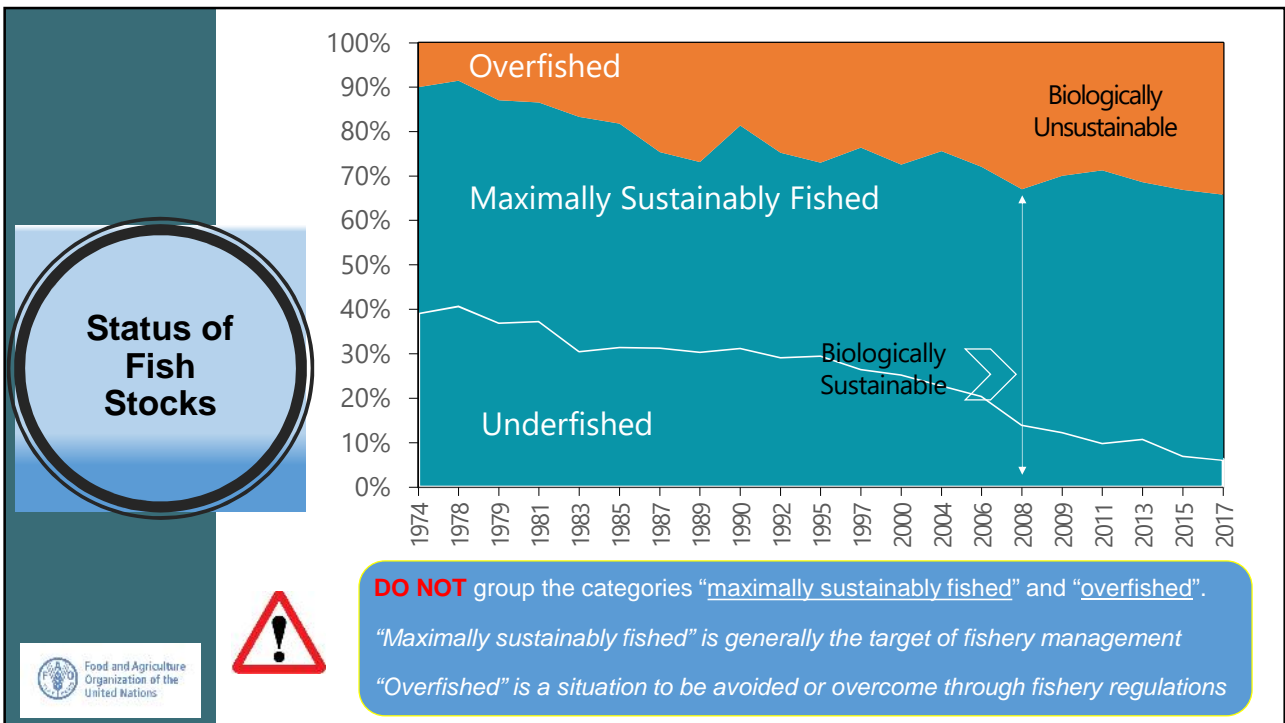
- Identification
 - Challenges
 - Deficiencies



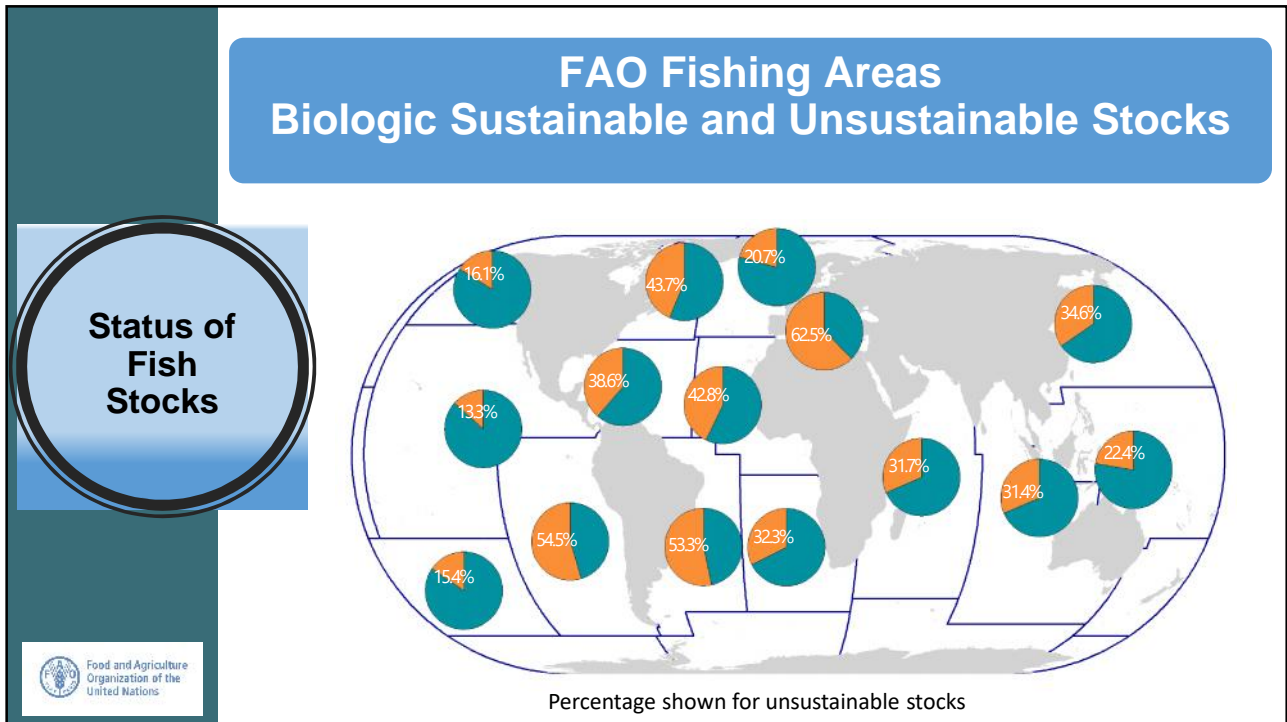
2



3



4



5

**SOFIA
2020
Main
Messages**

- Importance of fish and fish products**
- Fight against hunger and poverty
- Continue Growth in the Sector**
- Sustainable practices
- Adequate frameworks
- Innovative value chains
- Effective Management**
- Only path to sustainability
- Best conservation measure
- Development of Sustainable Value Chains**
- Enhanced market access
- Increase in global trade
- Social Sustainability**

6

The Importance of Fish and Fish Products in International Trade

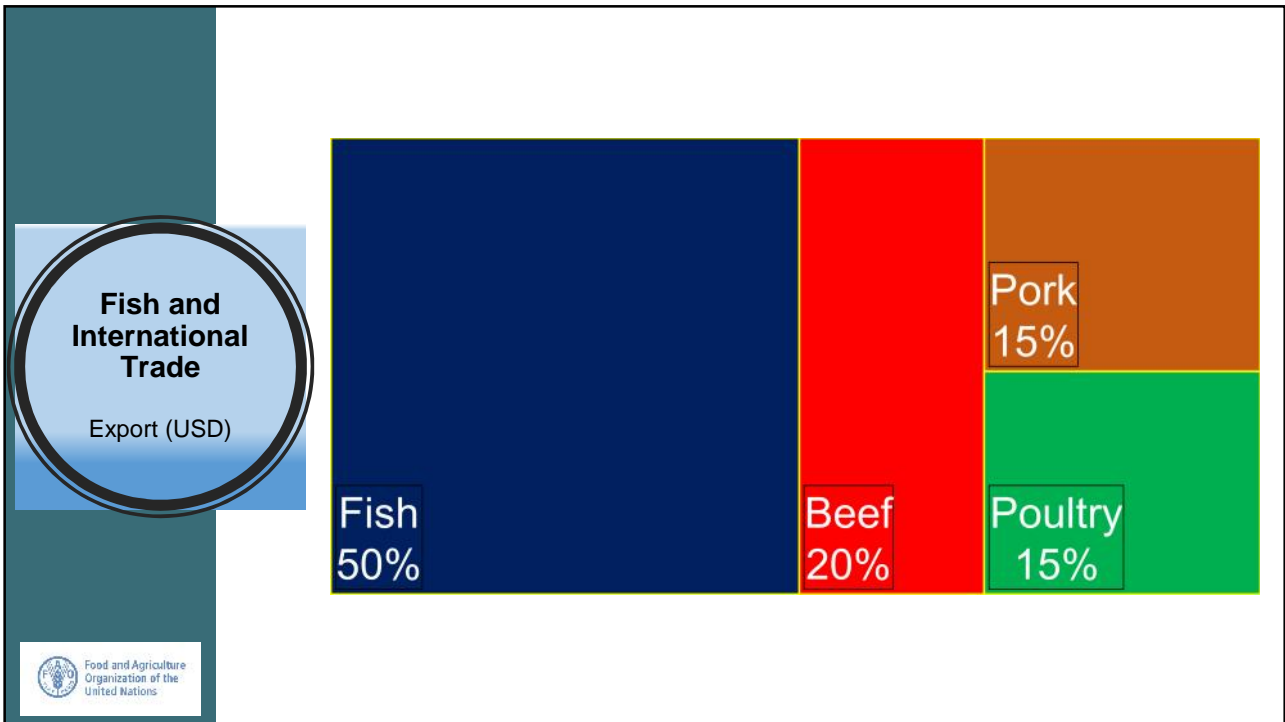


7

An Important Commodity



8

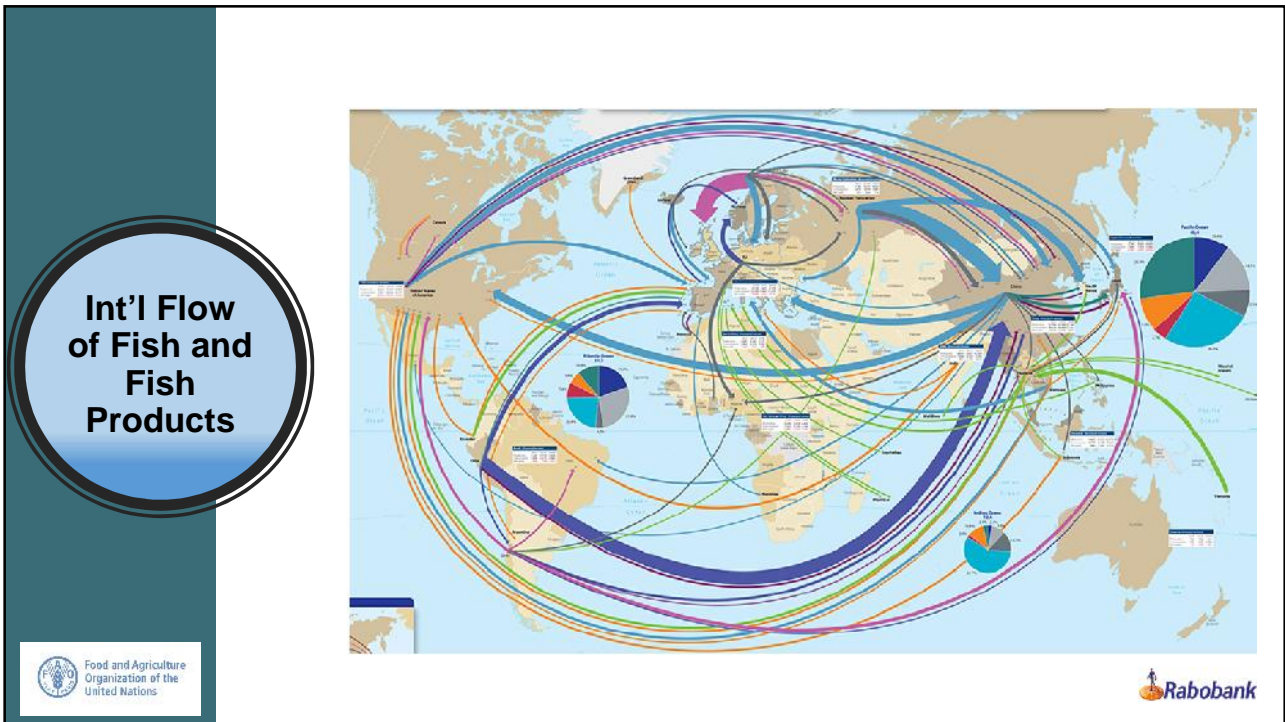


9

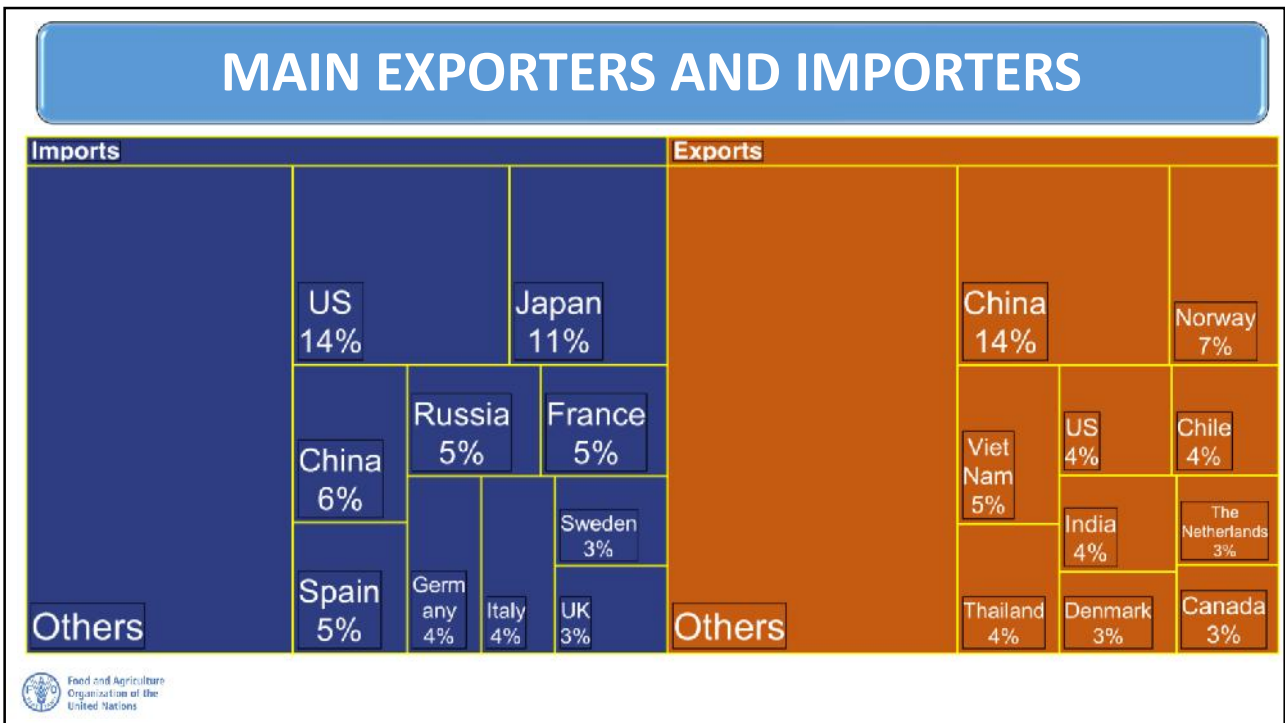
An Inclusive Participation of Countries

Food and Agriculture Organization of the United Nations

10



11



12

What are the Main Group of Species Internationally Traded?



13

MAIN INTERNATIONALLY TRADED PRODUCTS



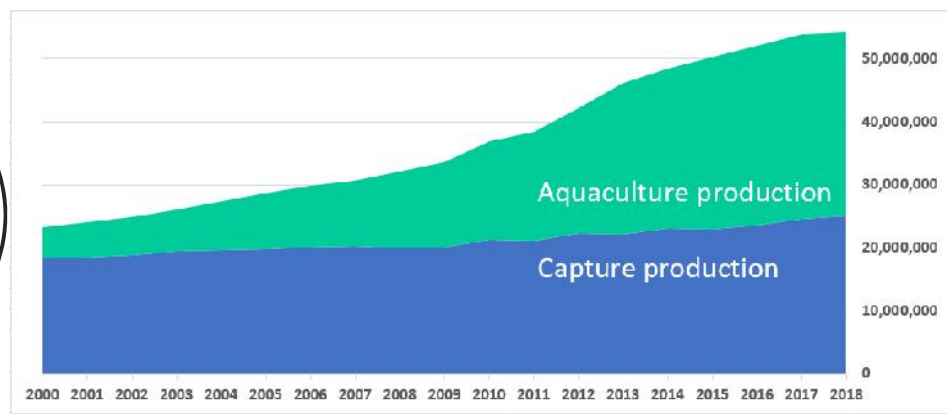
14

Indian Ocean

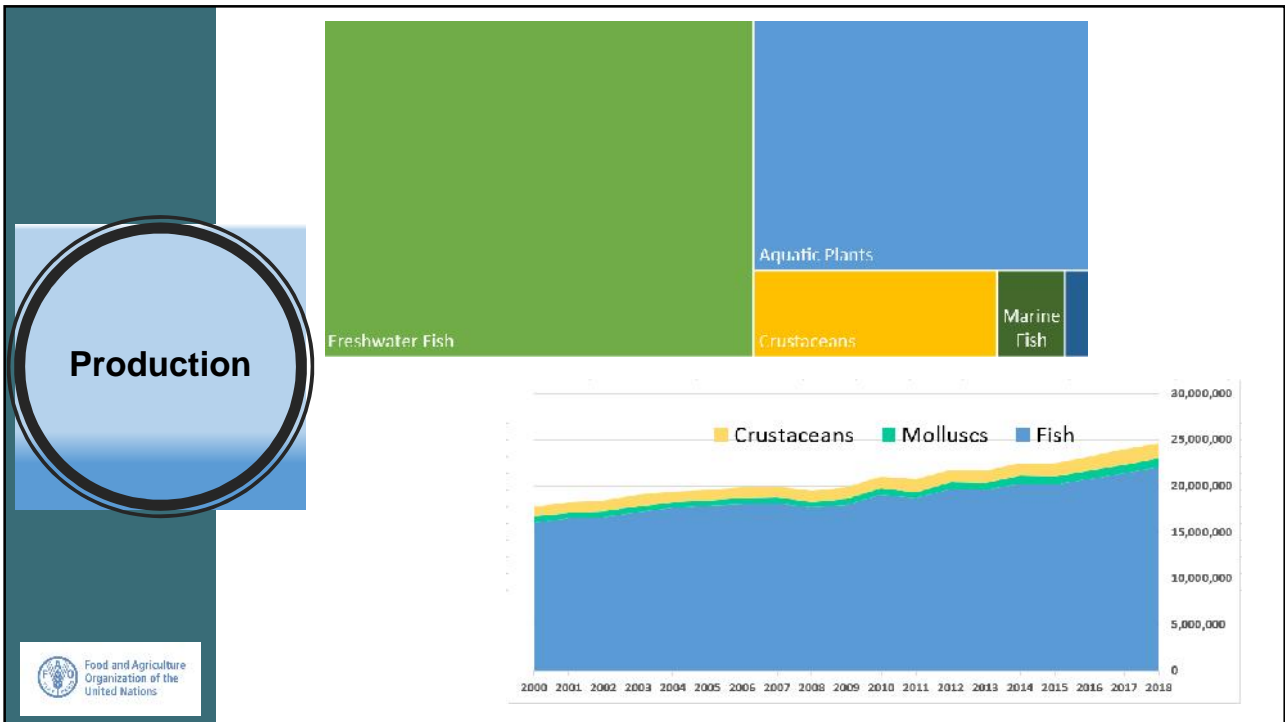


15

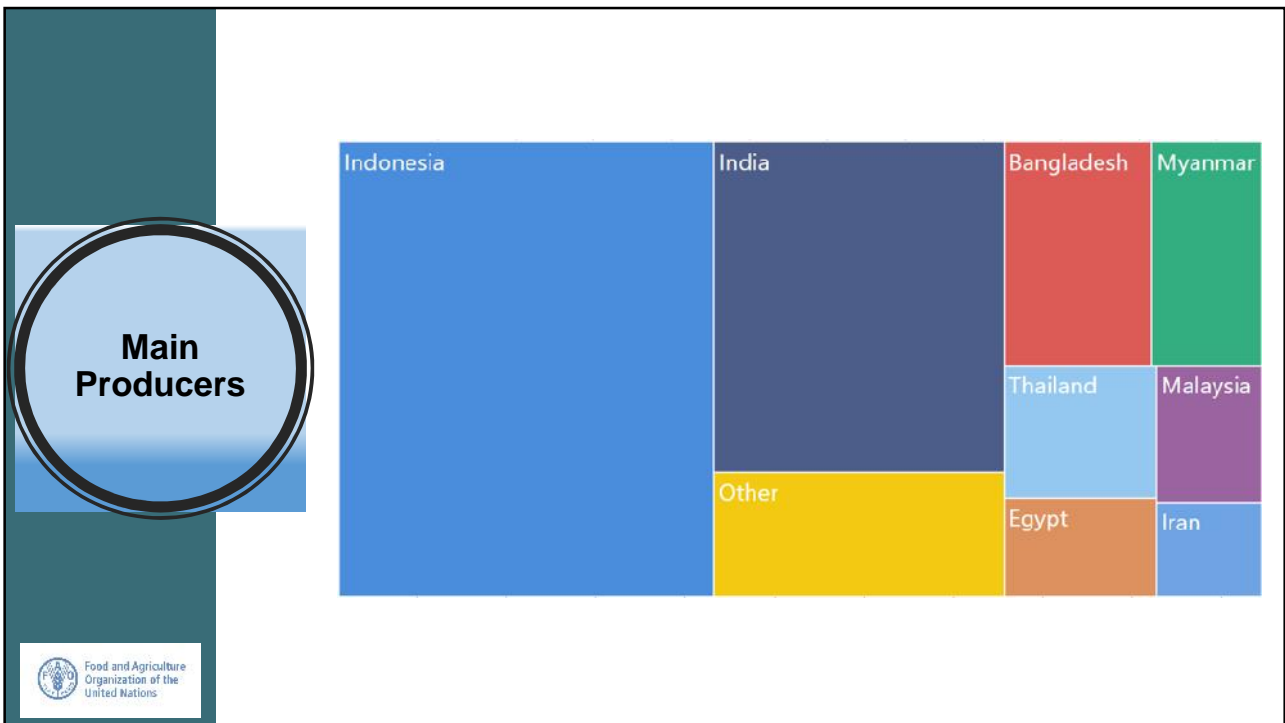
Production



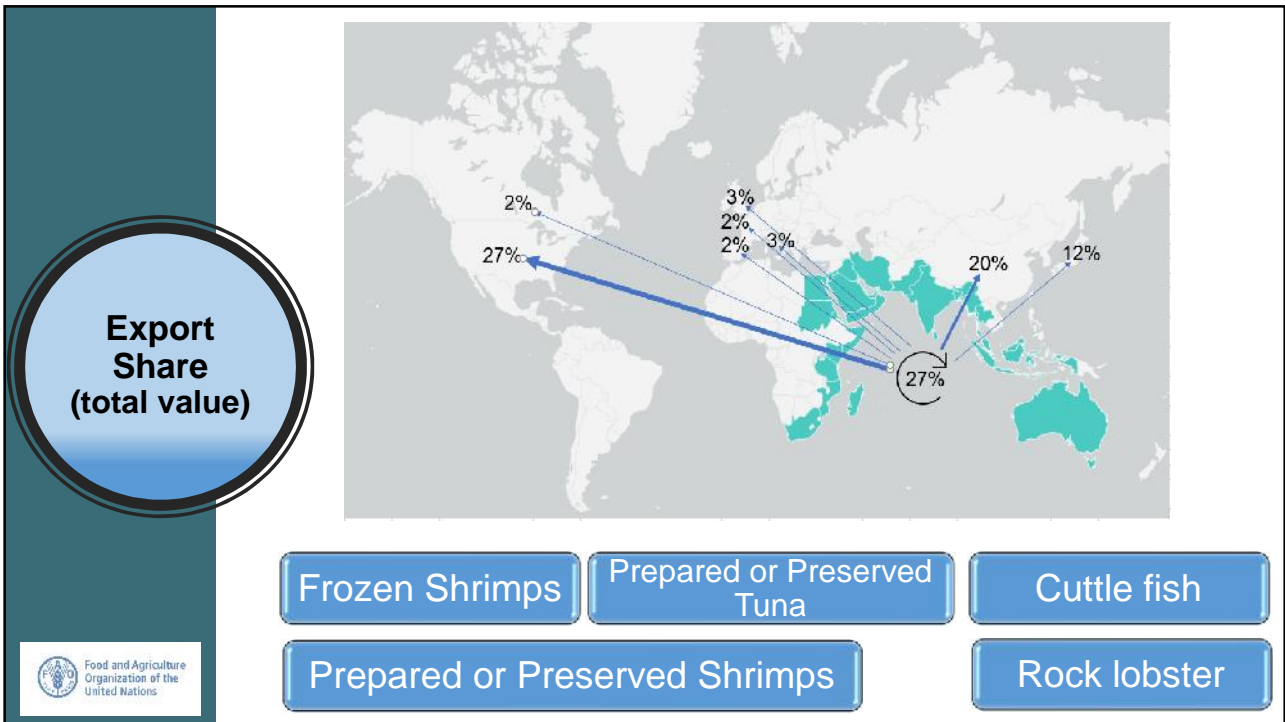
16



17



18



19

SDG 14.7.1 Indicator

Indicator 14.7.1 - Sustainable fisheries as a percentage of GDP In small island developing States, least developed countries and all countries

This indicator is intended to measure the value of sustainable fisheries. It is expressed as a percentage of the country's Gross domestic product (GDP). Data will be produced for all countries and aggregated for Small Island Developing States (SIDS) and Least Developed Countries (LDCs). The indicator will measure progress towards SDG Target 14.7.

Countries	2017
Indonesia	0.53%
Madagascar	3.55%
Malaysia	0.54%
Maldives	3.03%
Myanmar	2.11%
Seychelles	0.51%
Thailand	0.30%

Food and Agriculture Organization of the United Nations

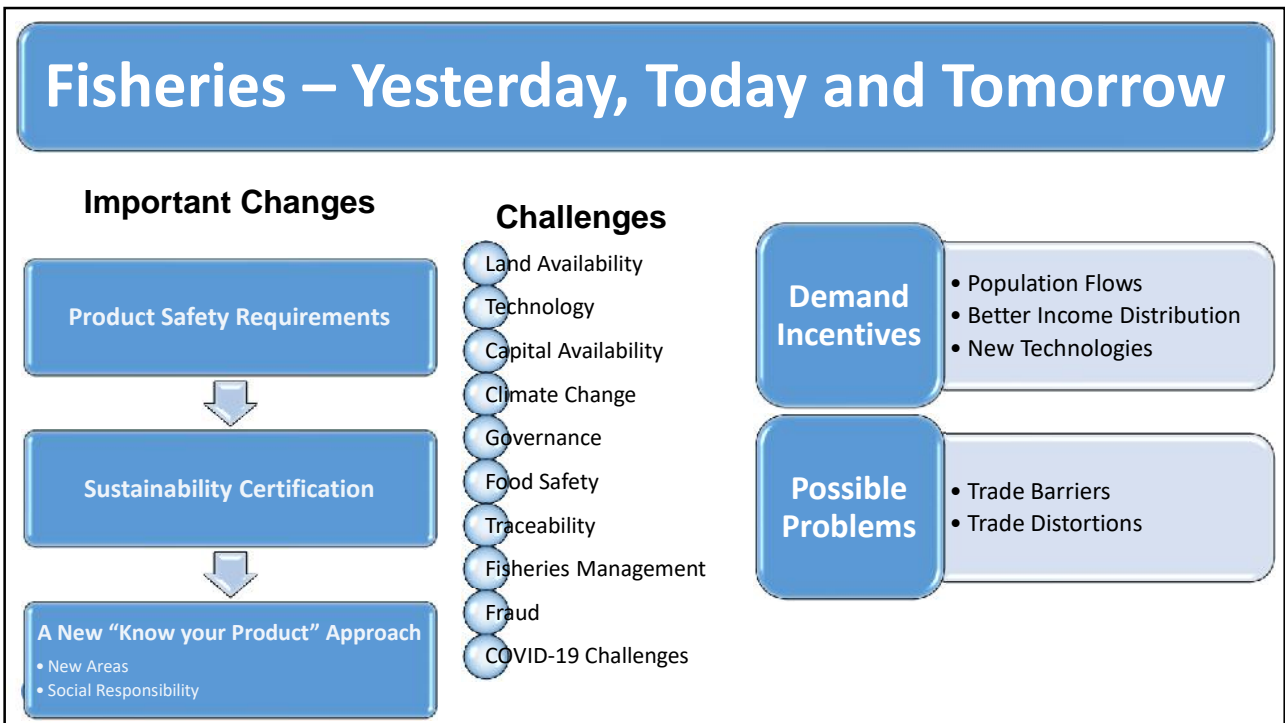
20

And the Future?

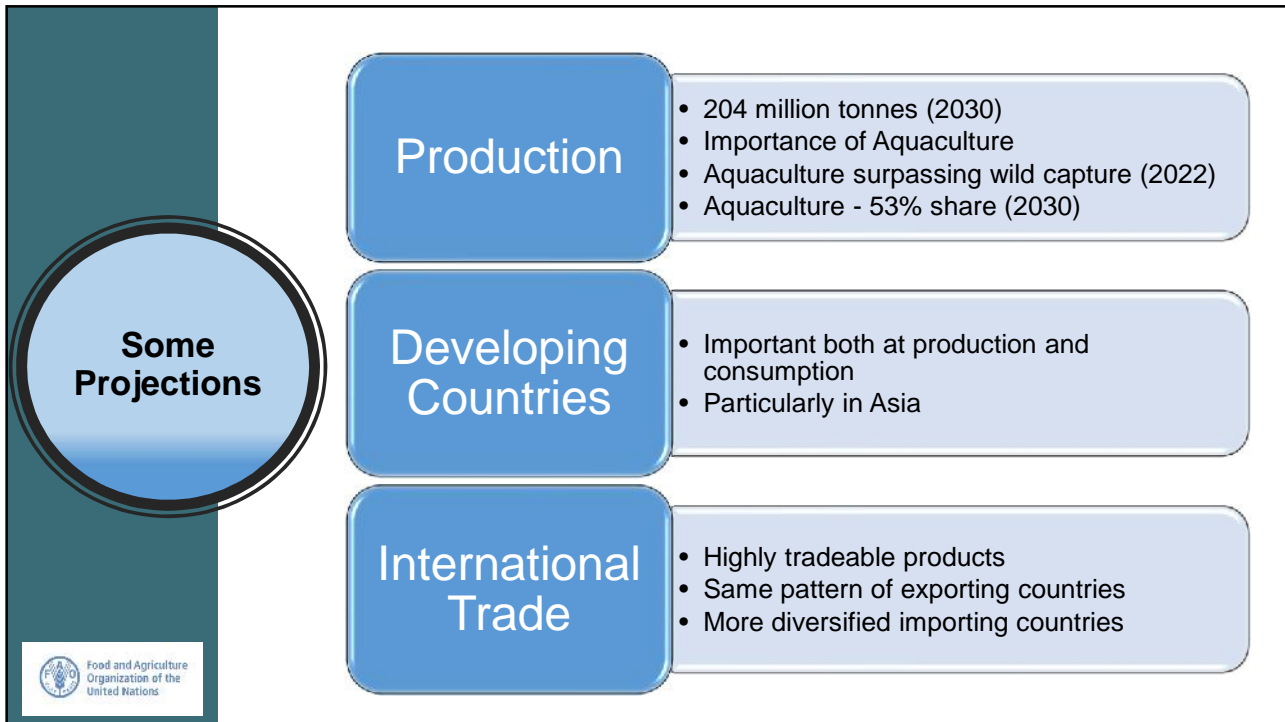


Food and Agriculture
Organization of the
United Nations

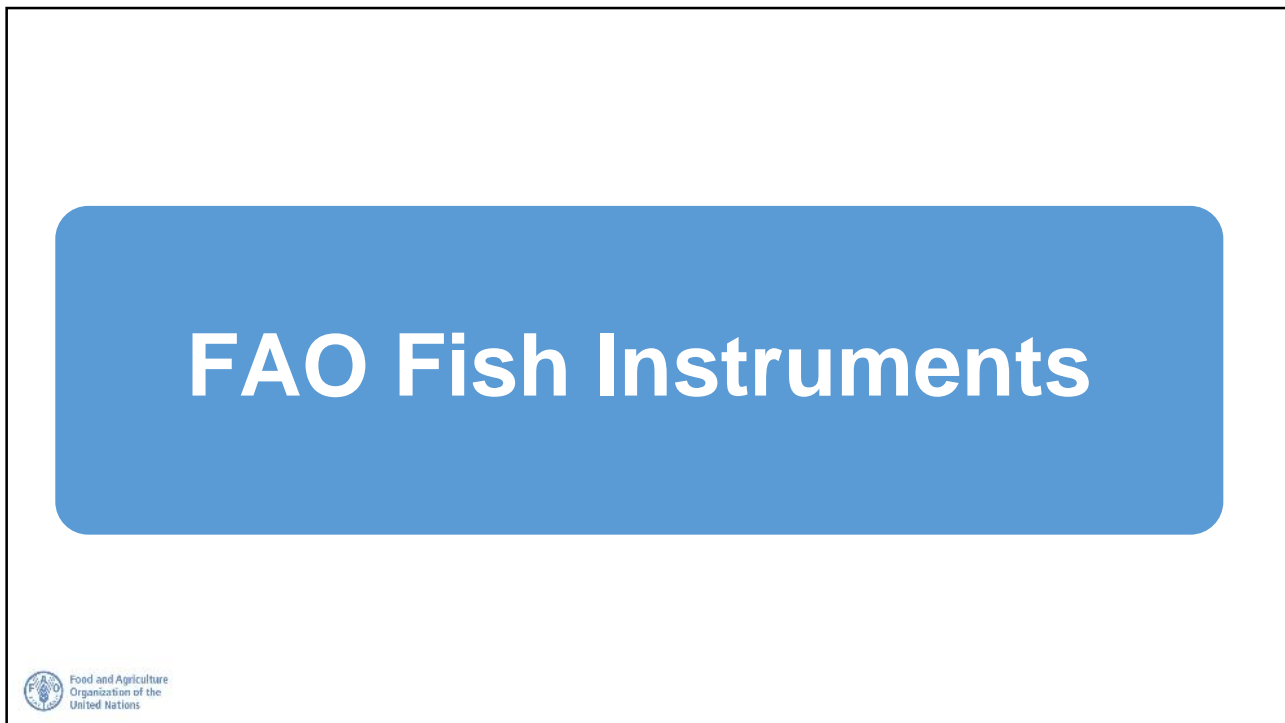
21



22



23



24

FAO Code of Conduct for Responsible Fisheries

Comprehensive Instrument

Basic Axiological Values

- Solid, sustainable, precautionary and inclusive actions
- Shared responsibilities
- Holistic approach
- Good source of guidance for the main pillars of WTO Fisheries Subsidies negotiation process

Main Covered Areas

- Fisheries management
 - Overfishing
- Small-Scale Fishers
 - Specific approach
- Post-Harvest Issues

Food and Agriculture Organization of the United Nations

25

Other FAO Instruments

Voluntary Guidelines for Small-Scale Fishers (2014)

- Facilitate Market access
- Promote non-discriminatory trade
- Access to information on markets and trade

Guidelines on Catch Documentation Schemes (CDS) (2017)

- Supporting tool to assess the legality of the origin of the product
- Value-chain instrument
- Aligned with International and national regulations
- Global Market implications

Port State Measures Agreement (PSMA) (2009)

- Focused on Countries
- Basic principle of cooperation
- Risk reduction of unloading illegal fish
- Mandatory instrument

Organização das Nações Unidas para a Alimentação e a Agricultura

26

SDGs A Societal Value

Not a country issue Not a United Nations issue It is **OUR** issue Companies are already marketing their products using the SDGs

1 NO POVERTY	2 ZERO HUNGER	3 GOOD HEALTH AND WELL-BEING	4 QUALITY EDUCATION	5 GENDER EQUALITY
6 CLEAN WATER AND SANITATION	7 AFFORDABLE AND CLEAN ENERGY	8 DECENT WORK AND ECONOMIC GROWTH	9 INDUSTRY, INNOVATION AND INFRASTRUCTURE	10 REDUCED INEQUALITIES
11 SUSTAINABLE CITIES AND COMMUNITIES	THE GLOBAL GOALS For Sustainable Development			12 RESPONSIBLE CONSUMPTION AND PRODUCTION
13 CLIMATE ACTION	14 LIFE BELOW WATER	15 LIFE ON LAND	16 PEACE AND JUSTICE, STRONG INSTITUTIONS	17 PARTNERSHIPS FOR THE GOALS

17 Goals
169 Targets
232 Indicators

Food and Agriculture Organization of the United Nations

27

Information on Fish Markets

Food and Agriculture Organization of the United Nations

28

GLOBEFISH - www.globefish.org

Information on Markets and Trade

GLOBEFISH

Analysis

Policies

Training

Events and Conference

Support to Innovation










Food and Agriculture
Organization of the
United Nations


29


GLOBEFISH - www.globefish.org


Information on Markets and Trade


GLOBEFISH Trade Statistics












Tuna

Salmon

Shrimp

Groundfish

Small Pelagics




Food and Agriculture
Organization of the
United Nations

30

GLOBEFISH - www.globefish.org

Information on Markets and Trade

Border Rejections of Fish and Fish Products



Causes	2012	2013	2014	2015	2016	2017	2018	2019	Total
Others	1 799	1 184	896	1 161	1 553	1 114	917	864	9 488
Microbiological	718	472	330	280	253	281	275	230	2 839
Chemical	198	117	263	469	233	156	241	151	1 828
Histamine	31	26	4	3	32	25	24	59	204
Toxins	50	24	14	14	1	1	0	0	104
Total	2 796	1 823	1 507	1 927	2 072	1 577	1 457	1 304	14 463

Canada

European Union

Japan

USA



Food and Agriculture
Organization of the
United Nations



31

Sustainable Fish Trade For Today and Tomorrow



CONSERVE AND SUSTAINABLY USE THE OCEANS, SEAS AND MARINE RESOURCES FOR SUSTAINABLE DEVELOPMENT

14 LIFE BELOW WATER

www.linkedin.com/in/mcdesouza

Marcio Castro de Souza
Senior Fishery Officer (International Trade)
marcio.castrodesouza@fao.org



Food and Agriculture
Organization of the
United Nations

32